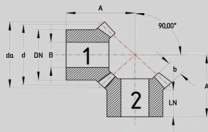


**Kegelzahnräder, gerade verzahnt**  
**Bevel Gears with straight teeth**

**Modul / Module 0,5**

Eingriffswinkel / pressure angle: 20°



Skizze: G

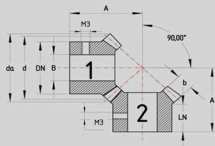
Best.Nr. Order No.	Material	Übersetzung Gear ratio	Zähnezahl Number of teeth	A1/A2	d1/d2	da1/da2	DN1/DN2	b1/b2	LN1/LN2	B1/B2	Skizze
20512820/20	Messing / Brass	1 : 1	20/20	9,2	9,7	10,7	8,0	2,8	3,5	3,0	G
20512827/27	Messing / Brass	1 : 1	27/27	11,6	13,2	14,2	10,0	2,8	3,5	4,0	G
20512840/20	Messing / Brass	2 : 1	40/20	11,95/15,5	19,3/10,2	20,3/11,2	8,0	2,5	5,0	4,0 / 3,0	G
20512810/25	Messing / Brass	1 : 2,5	10/25	9,0/11,78	5,0/11,9	6,0/12,9	10,0/4,0	2,0	5,0	4,0 / 2,0	G
20512810/30	Messing / Brass	1 : 3	10/30	9,0/13,1	5,3/14,2	6,3/15,2	10,0/4,0	2,0	5,0	4,0 / 2,0	G
20512810/35	Messing / Brass	1 : 3,5	10/35	9,0/14,0	5,0/16,8	6,0/17,8	10,0/4,0	2,0	5,0	4,0 / 2,0	G
20512810/40	Messing / Brass	1 : 4	10/40		5,0/19,0	6,0/20,0	10,0/4,0	2,0	5,0	4,0 / 2,0	G
20522820/20	Stahl/Steel	1 : 1	20/20	9,2	9,7	10,7	8,0	2,8	3,5	3,0	G

Alle Abmessungen: mm / all dimensi Bestellnummer = 1 Paar / Order number = 1 pair

**Kegelzahnräder, gerade verzahnt**  
**Bevel Gears, straight teeth**

**Modul / Module 0,7**

Eingriffswinkel / pressure angle: 20°



Skizze: H

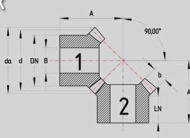
Best.Nr. Order No.	Material	Übersetzung Gear ratio	Zähnezahl Number of teeth	A1=A2	d1=d2	da1=da2	DN1=DN2	b1=b2	LN1=LN2	B1=B2	Skizze
20720118/18	Stahl / Steel	1 : 1	18/18	14,65	15,0	16,4	13,0	4,0	6,0	8,0	H
20720218/18	Stahl / Steel	1 : 1	18/18	14,65	15,0	16,4	11,0	4,0	6,0	4,0	H
20720116/16	Stahl / Steel	1 : 1	16/16	11,2	11,2	12,6	10,0	3,3	4,0	4,0	H
20720216/16	Stahl / Steel	1 : 1	16/16	11,0	11,2	12,6	10,0	3,3	3,8	5,0	H
20720316/16	Stahl / Steel	1 : 1	16/16	11,0	11,2	12,6	11,0	3,8	3,8	6,0	H

Alle Abmessungen: mm / all dimensi Bestellnummer = 1 Paar / Order number = 1 pair

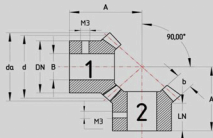
**Kegelzahnräder, gerade verzahnt**  
**Bevel Gears, straight teeth**

**Modul / Module 0,8**

Eingriffswinkel / pressure angle: 20°



Skizze G



Skizze: H

Best.Nr. Order No.	Material	Übersetzung Gear ratio	Zahnezahl Number of teeth	A1/A2	d1/d2	da1/da2	DN1/DN2	b1/b2	LN1/LN2	B1/B2	Skizze
20811016/15	Messing / Brass	1 : 1	15/15	12,4/12,4	12,0/12,0	13,6/13,6	10,0/10,0	3,0/3,0	5,0/5,0	5,0/5,0	H
20811016/30	Messing / Brass	1 : 2	15/30	13,2/17,9	12,0/24,0	13,6/25,6	9,0/12,0	4,8/4,8	5,0/5,0	5,0/5,0	H
20811016/45	Messing / Brass	1 : 3	15/45	13,2/23,6	12,0/36,0	13,6/37,6	9,0/12,0	4,8/4,8	5,0/5,0	5,0/5,0	G

Alle Abmessungen: mm / all dimensi Bestellnummer = 1 Paar / Order number = 1 pair